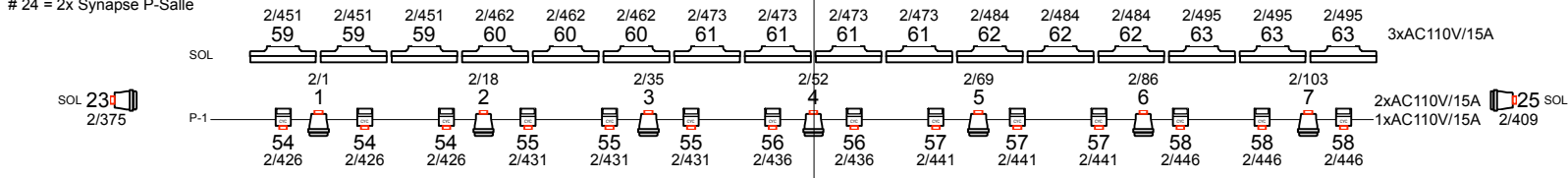
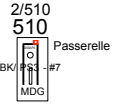
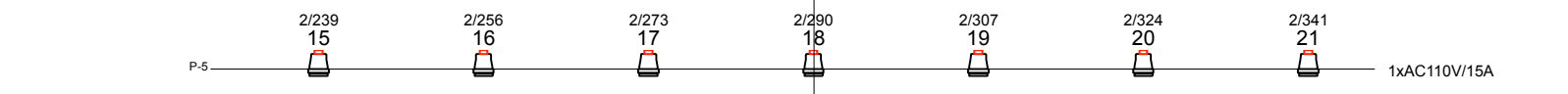
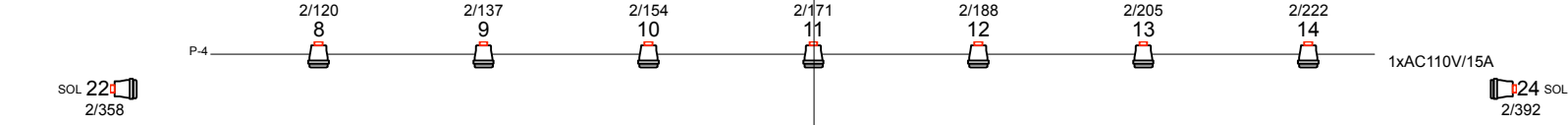


Panneau PS3:  
# 07 = MDG 3000  
# 10 = Section 1  
# 12 = Synapse 2+Section 3  
# 14 = Synapse 3  
# 17 = Synapse1  
# 24 = 2x Synapse P-Salle

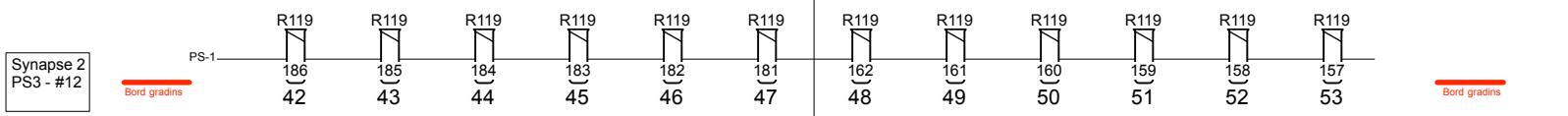


Synapse 1  
PS3 - #17



X Escalier Gradin  
Dimmer 216

Synapse 2  
PS3 - #12



Synapse 3  
PS3 - #14

